

Travel Guide

# Center of Portugal World Heritage Sites



Turismo  
Centro  
Portugal

# Center of Portugal World Heritage Sites

The Center of Portugal is a vast, rich and diverse region that tells stories about our history and reveals secrets and mysteries to the most observant eyes and the most attentive ears. This is the land where the future was conquered and promises were fulfilled. This is the land that established knowledge and perpetuated love. This is a universal land. This is the land that awaits you. Discover it with us from its four UNESCO World Heritage sites.



● Porto

3 Coimbra

2 Batalha

1 Alcobaça

4 Tomar

● Lisboa

Three days in

# Alcobaça

P. 5

Three days in

# Batalha

P. 29

Three days in

# Coimbra

P. 51

Three days in

# Tomar

P. 75

Three days in

# Alcobaça

Having its origins umbilically connected to the independence of the recently proclaimed Kingdom of Portugal, the Santa Maria de Alcobaça Monastery is much more than one of the primordial symbols of Portuguese nationality. A gothic wonder that soars and expresses itself in undeniable forms of magnificence, purity and beauty, the Alcobaça Monastery is also a shrine of the most celebrated Portuguese love story. Unravel its mysteries and use it as a starting point for discovering a unique area, sweet flavors and the scents of wine and apples.



## Day 1

1. Alcobaça Monastery
2. Levada of Alcobaça
3. Jardim do Amor (Love Garden)

## Day 2

4. Alcobaça Wine Museum
- 🍷 Reed Baskets and Chita de Alcobaça

## Day 3

- 🍰 Alcobaça Confectionery
- 🍏 Alcobaça Apples
- 🍷 Ginja de Alcobaça (Cherry Liqueur)
- 🍗 Frango na Púcara (Typical Dish of Chicken)

5. Parque dos Monges (Monks Park)
6. Village of Aljubarrota
7. Santa Maria de Cós Monastery

Alcobaça

# Day 1

**The first day of this trip through Alcobaça is reserved for love. The love of King Pedro and Lady Inês de Castro, which has been perpetuated in the Monastery and the love of modern days, padlocked and shared on social media.**



## Fall in love in the Alcobaça Monastery

མཉེན་པོ་

First of all, you should know that the admission and tour to the Church of the Alcobaça Monastery, where the tombs of King Pedro and Lady Inês de Castro are, are free. That is to say, you can go in as often as you like to admire the altar, to pray or simply to take pictures. Typical of the Cistercian Order, the simplicity of the church stands out for it doesn't need wealthy ornaments or images to reach God. The visit starts in the *Sala dos Reis* (Kings'

Room), where you can find statues of the Portuguese monarchs carved by the expertise of the ancient monks who worked with clay. Note that the Spanish kings are missing. Rumor has it they were forgotten. The King Dinis Cloister was the first to be built and, therefore, gives access to the other main rooms. It was also known as the Cloister of Silence because monks walked around it in silence as a demonstration of their love for the Rule. Don't miss out on the hidden



details on the walls, reminders and intentions for prayer. We move on to the *Sala do Capítulo* (Capitulum Room) and to the *Dormitório Comum* (Common Dormitory), on the top floor, where from a window, that once gave direct access to the Church, you can see the immortal tombs of King Pedro and Lady Inês de Castro. The Refectory is linked to the impressive Kitchen due to the considerable size of the chimney. Get your legs ready and take the tight spiral stairs that lead to the upper floor, from where you can admire a breath-taking view of the

kitchen. Let's return to the Church and to the highlight of this visit: the tombs of King Pedro and Lady Inês de Castro, placed lying in front of each other so that, when they rise in the afterlife, they shall face each other. Be dazzled by the carved details of each tomb that tell stories and describe the lives of Kings and Queens, testimonies of betrayal and revenge and, above all, of love. Here's a curiosity: the placement of these tombs in a church of the Cistercian Order is an exception, as this had never happened before, neither with members of the Order



itself nor with its founders. Was this an act of recognition for the King's support of the Order, or did King Pedro assert his sovereign role to ensure that he would stay next to his beloved? This is the starting point that we first suggest you and that greatly contributed to the recognition of this place as a UNESCO World Heritage Site, in 1989. If you prefer, you can opt for one of the guided tours at the ticket office, which take place at 11 am and at 4 pm. There is a thematic tour at 3 pm, although the topics change every day. If you don't have time

for either of these options, you can simply purchase a complementary program, which provides a good support for you to discover the Monastery.









## Get lost in the Levada de Alcobaça and Parque Verde



Upon leaving the Monastery – and in order to make the most of Cistercian life still fresh in our memories –, we head to the *Levada* of Alcobaça, the monastery's water supply system. In Rua Costa Veiga, you can still see the complex that includes the *Levada*, a large channel and the drinking water pipeline. If you want to know more details about this system that was of primordial importance in the lives of the Cistercian Order, head to Bairro Lameirão, where you

can find – in addition to the *Levada*'s structures – other remains of that period, such as fountains. The *Levada* is followed by the *Parque Verde* and its pedestrian route, which connects "New Alcobaça" and the *Jardim do Obelisco*, in the Monastery, and follows the watercourse between the Alcoa River and the *Levada*. Enjoy the wide green area, the open-air amphitheater and everything that may please the youngsters (and others, of course).



## Celebrate love in the Historic Center



The country's greatest love story does not end at the tombs of its main characters. Walking around the center of Alcobaça, there are plenty of invitations to find out more about the love of Pedro and Inês. In *Jardim do Amor*, outside the Municipal Library, two thrones, the symbols of royalty, create the setting for a photoshoot, right in front of a large iron heart. Don't be surprised by the small safes on the walls - one can be yours. The Love Kit includes a padlock, keys, *ginja* (cherry liqueur)

and an Alcobaça apple, as well as a small papyrus where lovers can swear their eternal love. It can be purchased at the tourist office or in local shops. Right next door, you will find several ceramic pieces included in the *Percurso Camoniano* – Pedro and Inês made in Alcobaça Ceramic. Resulting of a partnership between Design students and the local ceramics companies, these pieces are an interpretation of Inês de Castro's episode in *Os Lusíadas*, written by Luís Vaz de Camões.

# Alcobaça

## Day 2

**We dedicate the second visiting day to gastronomy and to secular traditions that still play a major role in the local life nowadays. We start the day by getting to know Alcobaça wines and, then, lose track of the time in the historic center, where you'll find chita and reed baskets.**



### A toast to the local wine at the Wine Museum

Regarding the tour to what is considered as one of the best and most complete wine museums in Portugal, we can give you the best reason to go there and to smile: the visit includes wine tasting. Now that you have a smile on your face, we can move on. The Alcobaça Wine Museum is located at the ancient wine cellar of José Eduardo Raposo de Magalhães, dated from the 19th century, and has more than ten thousand objects related to the process of wine production

on display, including a garden dedicated to Bacchus, the Roman version of the Greek Dionysus, the god of this nectar. A well-spent morning with a glass in your hand makes it worth it.





## Fill your suitcase with souvenirs

One of the joys of traveling and discovering new places is bringing back unforgettable memories and filling your suitcase with souvenirs. As far as reed baskets are concerned, there are plenty of options for all tastes, sizes and shapes at the several traditional handcraft shops, in central Alcobaça. But maybe you've already heard of one of the most popular brands. Handcrafted in the village of Castanheira, Alcobaça, the reed baskets by Toino Abel, typical of the region, play the role

of Portuguese visit cards in many European capitals, and have already arrived in New Zealand. From the most traditional to the most colourful, with and without straps, there are models to suit all tastes. *Santa Marta*, *Santa Rita* and *Senhora da Luz* are some of the names of the collections that also act as ambassadors for the region, since they refer to the churches in the village where Nuno, the grandson of António Freitas, who gives name to the famous brand, still lives.

If while strolling through the streets of Alcobaça you come across *chita*, you should know that it is another great souvenir. *Chita* is a printed cotton fabric brought from India by the Portuguese in the 15th century. In Alcobaça, it became part of the lives of the locals in the following century and even Gil Vicente noted that habit in his play *"Farsa dos Almocreves"*. The richly colored patterns, with birds, flowers, animals, fruits, cornucopias and even nests, are traditional

motifs used on *chita* which has become a recognized brand from Alcobaça. The tradition lives on by the hands of local artisans and designers, who are modernizing and innovating the patterns, keeping *Chita* at the heart of local life. In addition to the annual ball and contest at São Martinho do Porto's beach, you can find Alcobaça's *chita* at the local souvenir and craft shops. It's hard to choose one's favorite pattern. Maybe it's better to take them all.



# Alcobaça

## Day 3

**We cannot leave Alcobaça without tasting its gastronomy, from confectionery to ginja, not to mention the apples, of course. The theme park about the Cistercian Order daily life and the small village of Aljubarrota will give kids good reasons to smile. On the way out, we get to discover another hardly known cistercian pearl of this region.**



### Immerse yourself in the local cuisine

We cannot talk about Alcobaça without mentioning the apples that are produced here. In desserts, jams and even as a side dish, it is important to know that they are the result of a secular "know-how" that originated from the Cistercian monks, who were pioneers of its study. Also born within the conventual life was the famous Alcobaça confectionery. Its reputation has grown thanks to the secrecy of the ingredients and secular traditions and is now prize-winning both nationally and internationally.

In the surroundings of the Monastery, take a peek at the Alcôa and its delicacies made from egg yolks, sugar and seasonal and dried fruits. But don't forget the delicious local *ginja* (cherry liqueur). In addition to the famous *Ginja M.S.R*, created in 1930, there are many other relevant brands that are worth taking home. Pay attention to references to local production, of course. And never refuse *Frango na Púcara*, a typical dish of chicken cooked with onions, bacon and pork belly. Eat as much as you can.

101



## Please the kids and grown-ups in the *Parque dos Monges*



If you're looking for fun for all ages, *Parque dos Monges* is a great option. Besides an incredible time travel, this park offers unique experiences in six different domains: environmental, zoological, adventure, thematic, animation and accommodation. Yes, you got that right: take as long as you want because you can spend the night here. At *Quinta das Freiras*, visitors are offered a chance to recreate life in the ancient Cistercian Order. You can prepare confectionery at

the *Museu dos Doces Conventuais*, "live" in a medieval village, interact with animals in the zoo and even discover indigenous and exotic species in the *Jardim Bíblico*. But the fun doesn't end here: there are shows at all times and, for the delight of the whole family, there are extreme outdoor activities such as rock climbing, a slide, canoeing and even a train that runs through the property.



## Celebrate Portuguese nationality in Aljubarrota



Did you know that it was with the Battle of Aljubarrota (1385) that the Portuguese asserted their nationality? Although this milestone in the History of Portugal has taken place six kilometers away from the center of Alcobaça, this Battle is deeply connected with the construction of Batalha Monastery. But there are way more curiosities to discover in this small village... The iconic statue of *Padeira de Aljubarrota*, the churches of *São Vicente* and *Nossa Senhora dos Prazeres*,

the Pillory, the Clock Tower and the *Núcleo de Arte Sacra de Aljubarrota* are some of the many points of interest that you can visit. To ease your visit, the Alcobaça tourist office organizes tours by appointment. If you don't manage to book a tour, there is a guide with all of the information you need on Alcobaça's City Council website. Just search for "Rota de Aljubarrota com Brites de Almeida".






## Silentium Est Aureum Santa Maria de Cós Monastery

The expression "silence is golden" fits perfectly with *Santa Maria de Cós* Monastery. Anyone who passes by this 13th-century relic has no idea of the beauty that hides inside. The doors are usually closed but there is always someone waiting at the shop across the street, Coz Arts, ready to open them and guide you through the tour. *Cós* Monastery stands for deafening silence. The colorful decoration stands out, surprising for its contrast with the simplicity

of the Alcobaga Monastery, although both monuments belong to the same religious order. Here, Cistercian nuns lived in a closed order, as is typical of female monasteries. Do not let amazement cloud your vision and notice the crosses on the stones of the altars, signs of a Via Sacra, and the apples next to the Angels, evidence of the importance of that fruit already at that time in the region. Note the aesthetic balance: the doors and altars are alike on both sides. This



was a way of not disturbing the moment of introspection and contact with God. The tour goes on through the sacristy, covered with 18th-century tiles that represent passages from the life of St. Bernard, including some temptations, which was unusual at the time. As for Cistercian nuns, they gathered for prayer at least seven times a day and held democratic and secret elections using fava beans painted in white and gold. It is said that this monastic tradition was the


origin of the Portuguese expression "(isso) *são favas contadas*" (referring to an event or fact rendered certain). Returning to the outside, notice the two cloisters, destroyed upon the abolition of the religious orders in Portugal. Despite its state of ruin, it is impossible to be indifferent to the charm of this historic monument, which is even more precious because it has not yet been fully discovered by visitors.

# Did you know that...


You can find some small, narrow doors in the refectory of the Alcobaça Monastery. By restricting themselves to eating and praying, the monks began to put on weight and, thus, it was necessary to open additional passages to the kitchen.



There is a fountain in the kitchen of the Alcobaça Monastery where, rumour has it, fish was caught for meals.



The monks who worked with clay carved the Portuguese kings in the *Sala dos Reis* of the Alcobaça Monastery. If you look closely, you will notice that the Spanish kings have been - conveniently - forgotten.





Three days in

# Batalha

The Convent of *Santa Maria da Vitória*, known nowadays as Monastery of Batalha, is a construction that represents the gratitude of a king towards the Virgin Mary for the emancipation of the Portuguese people and for the victory at the Battle of Aljubarrota. Using irrefutable technical, architectural and artistic innovations, the Monastery of Batalha also perpetuates the creative genius of mankind. Leave the Monastery and explore the area which nature and history have made special.



## Day 1

- 8. Batalha Monastery
- 9. Igreja Matriz da Exaltação de Santa Cruz (church)
- 10. Jardim do Lena (garden)
- 11. Jardim dos Infantes (garden)

- 12. Museu da Comunidade Concelhia da Batalha (museum)
- 🍲 Morcela de arroz (black pudding made with rice)
- 🍰 Pudim da Batalha (dessert)

## Day 2

- 13. Ecoparque Sensorial da Pia do Urso (a sensory eco-park)
- 14. Centro de BTT Pia do Urso (mountain bike center)
- 15. Percurso Pedestre – Rota dos Moinhos (windmills route)

## Day 3

- 🍯 Cavacas de Reguengo do Fetal (Sweet)
- 16. Grutas da Moeda (Cave)
- 17. Interpretativo da Batalha de Aljubarrota (CIBA) (scientific and environmental interpretation center)

# Batalha Day 1

**Did you know that it was with the Battle of Aljubarrota (1385) that the Portuguese asserted their nationality? Although this milestone in the History of Portugal has taken place six kilometers away from the center of Alcobaça, this Battle is deeply connected with the construction of Batalha Monastery. But there are way more curiosities to discover in this small village...**



## Discover the Monastery of Batalha

The Monastery of Batalha, a UNESCO World Heritage Site since 1983, impresses right away thanks to its wide main entrance portico. The tour to this former Dominican monastery begins at the Church, which holds the title of Portugal's highest church, with 32 meters. Why is it so high? Because during its construction, in 1386, it was believed that the higher the building, the closer to God. Moreover, it was the first church to be built entirely out of stone and has the


oldest stained-glass windows in the country, dated from the 15th century. According to St. Augustine's Rules, and like other religious orders, the monks could not have material possessions. However, due to the nonexistent of villages in the immediate surroundings of the monastery that could contribute to their expenses, either through charity or donations, a special permission was asked from the King so they could be granted land in order to survive. The first





without finishing the tour. Here, where you can enjoy a garden with flowerbeds and trees, were once cloisters with chambers and a library. This is the way to the Unfinished Chapels, formerly made from the inside. King Duarte bought the land and began its construction in a Gothic style and King Manuel later redecorated the windows. It is, therefore, a perfect blend of styles, where the tombs of King Duarte and his wife now reside, although it is uncertain that they occupy the position desired by the king.

became shrouded in a legend, the Legend of the Vaulted Roof. According to it, Master Afonso Domingues (or the King himself, according to another version) remained under the vault for three days to make sure that it wouldn't collapse. Interestingly, by the time the construction works were concluded, the king had already passed away, but the Portuguese preferred to "bring him back" rather than to recognize the merit of a foreign architect. In the meantime, we pass through the austere but functional Cloister D. Afonso V, the ultimate symbol of Dominican life, and leave the Monastery



buried in that room. Notice the difference between Lord Henrique's tomb and that of his brothers. Because of his role during the Discoveries, he was awarded funeral honors worthy of a king.

The Royal Cloister, also gothic, is the heart of the Monastery and gives access to another important space, the Capitulum (or Chapter) Room. Pay attention to the clock so you don't miss the changing of the guard, which happens every hour, in honor of the Unknown Soldier. Underneath this room is the largest vaulted roof. At the time, it was such a breakthrough that its construction

room on the right is one of the most important: the Founder's Chapel, built by King João I. The construction of this national pantheon brought along several innovations, such as the English tradition of spouses being buried together (Lady Philippa of Lancaster, his wife, was English). The attention to detail derives from the Gothic style and all the tombs, of kings and their children, display an epitaph that depicts their deeds in life. The children's tombs surround their parents' graves, with the exception of King Duarte, whose tomb is in the Unfinished Chapels, since King João I wanted to be the only king







## Taste regional delicacies

IOI

Those who say that sightseeing doesn't leave one famished can hardly be taken seriously. In Batalha, you eat and drink in quantity and with quality. One of the most famous regional delicacies is *"morcela de arroz"* (black pudding made with rice), which is also known as *"branca"*. Traditionally from Reguengo do Fetal, it is made with rice and meat but, unlike many other versions – also produced in this region – blood isn't part of the equation. Boiled or grilled, it is common

in local restaurants, especially in soups. If you want to take it with you for your family to try, you can find it for sale in most local butchers. Be sure to try the award-winning wines produced at the Adega Cooperativa da Batalha, which since 1959 has been taking advantage of the slopes of Serras d'Aire. For dessert, try *Pudim da Batalha*, with almonds and eggs.



## Wander through the historic center

209 ✱

At the time the Monastery was built, there were no people living in Batalha, so the town grew around the monument. The historic center is worth visiting due to the number of historical landmarks that can be found here; but the best way to ensure you don't miss a thing is to ask for a map at the Tourist Office, right next to the Monastery. Look at the façade of the Igreja Matriz da Exaltação de Santa Cruz, with an impressive portico dated from 1502 that is much admired by

visitors. If you're travelling with children, spend some time in the most central green spaces, such as Jardim do Lena and Jardim dos Infantes, which the youngsters enjoy. The Museu da Comunidade Concelhia da Batalha, awarded with national and international prizes, portrays the life of Batalha since its geological, paleontological and archaeological origins, covering the most important historical and artistic milestones.

# Batalha

## Day 2

Get ready to put on your walking shoes on one of the most physical days on this itinerary. On foot or by bike, we set off to discover *Pia do Urso*, a small village a few kilometres from the center of Batalha, certain that we won't find any bears along the way ("Urso" means "bear")



### Awake your senses in Pia do Urso

ᠠᠠ ᠠᠠ ᠠᠠ

It's time to put on your walking shoes. The second day of this tour through Batalha is reserved for a visit to *Pia do Urso*, a small village southeast of Batalha. The first stop is at the *Ecoparque Sensorial da Pia do Urso* (a sensory eco-park). Look for the car park at the south entrance and leave the car behind. Go past the picnic area, the playground and the cluster of houses and restaurants that make up the small village. Control your urge to trade the city for this piece of heaven and

you can start the trail. All of the information is also available in Braille. Along the way, you will find an environmental education station, a station dedicated the Jurassic period, one about the Battle of Aljubarrota, a viewpoint, a play area and a musical area, games and, of course, *Pia do Urso*.





## Walk the paths of nature



Once immersed in the nature of Batalha, there is, indeed, a lot to do. Switch your means of transport and join us on the next adventure. The *Centro de BTT* (mountain bike center), the first of the kind recognised by the Portuguese Cycling Federation, is just the starting point. You don't even have to take the car out of where you left it. There are eight routes available: an easy one, a moderate one, three difficult routes and two very difficult ones on a total of 365

kilometers of marked trails. You just have to choose, taking into consideration the effort and the time that you want to commit to this activity - and bearing in mind that the shortest route is 12.5km long and takes one to two hours, and the longest route takes up to six or seven hours in order to complete the 92.5 kilometers route. But don't worry: the center has changing rooms and a showering area and provides minor bike repairs.



## Follow the windmills route



After the physical activity of this second day, you'll be wanting to sleep uninterruptedly for hours. We'll leave the bike behind and set out to discover one of the greatest local treasures, the windmills. In all, there are four marked routes, from 6 to 9.5 kilometers according to your wishes and fitness aptitude. The *Percurso Pedestre Rota dos Moinhos* (windmill pedestrian route), one of the busiest, begins right next to the Hostel Pia do Urso, near the north entrance of the *Ecoparque Sensorial da Pia*

*do Urso* and, over 6.7 kilometers, takes you to several windmills, some of which are still in use. We pass by several windmills, such as the recently rebuilt *Moinho do Zé Cuco*, *Moinho do Manuel Moleiro* and *Mocho*, which has a privileged view of the São Mamede Chapel and follows the path of the 16th-century pilgrims. Out of the ten windmills that there used to be, there are two that can still be seen nowadays, on a trail that takes approximately three hours to complete.

Batalha

# Day 3

We won't go home without becoming, even if only for a few hours, fearless warriors of the Battle of Aljubarrota, counting down the days to the religious festivals of Reguengo do Fetal and dive deep into the Earth to find some of the most beautiful sceneries in Batalha



## Prepare to go home with sweets in your suitcase

Bad news first: 1) it's almost time to go to next World Heritage Site; 2) one should try the sweet pastries known as "cavacas", that can only be found during the religious festivals of Senhora do Fetal, in Reguengo do Fetal. Also known as the "*Festa dos Caracóis*" ("snails festival"), these festivities are notable for their candlelit night processions, with candles made of ... snail shells. The good news is that these festivities take place every year, between September and October. As

the story goes, the "*Cavacas de Reguengo do Fetal*" are part of the "*fogaças*", large wooden trays, covered with lace tablecloths used to carry different local products. Moreover, these "*cavacas*" resemble clouds, both in appearance, with a white sugar paste coating, and in their lightness.

IOI



## Dive into the depths of Moeda



When we say we are going to dive into the depths we are being quite literal, as these limestone formations in São Mamede require a 45meter descent. They are one of the highlights of any visit to Batalha and owe their name to a legend that tells a story of a thief who stole a purse full of coins (in Portuguese, "moedas") from a wealthy man and fell into the crater. The 350 meters that you can visit promise some of the most beautiful geological scenarios in the region. The tour

to the cave also includes a video explaining the formation of this phenomenon. We recommend the program that includes the visit to the *Centro de Interpretação Científico-Ambiental* (scientific and environmental interpretation center), an interactive space where kids and adults can discover fossils, minerals and all types of curiosities concerning the formation of the *Moeda* caves.



## Be a warrior in Aljubarrota



If the famous Battle of 1385 is a subject that fascinates you, the *Centro de Interpretação da Batalha de Aljubarrota* (interpretation center dedicated to the Battle of Aljubarrota), built where it all took place, will certainly please you. It is just a few kilometers away from the center of the town of Batalha, in Porto de Mós, and gives you the chance to learn more about one of our ancestors' most important victories. Admission is free, both to the outside and inside areas. In the first

area (outside), there are small binoculars that let you to see and imagine what could have happened in the field and even the tactics that were used. The timeline of the battle is free to visit inside the Center, but it is also possible to buy a ticket to visit a weapon exhibition and watch a 30-minute film recreating the battle. If you don't have time for the video and for the exhibition, feel free to explore the outside.

# Did you know that...

→ The *Moeda* caves owe their name to a legend that tells the story of a thief who fell into the crater with a purse full of coins that he had just stolen, scattering them through the caves.

→ The ancient Romans built the city of Collippo, which means "village on a hill", in the fertile soils of Batalha. Archaeological excavations found an imponent statue of the Roman Magistrate which is on display at the *Museu da Comunidade Concelhia da Batalha*. Carved in marble, the statue weighs 1200 kilos and is 2.2 meters tall.

In the Chapter Room in the Batalha Monastery, you can find *Cristo das Trincheiras* (Christ of the Trenches) next to the Monument to the Unknown Soldier. Contrary to what you may think, this piece is not a replica and, for several times, was in actual combat.

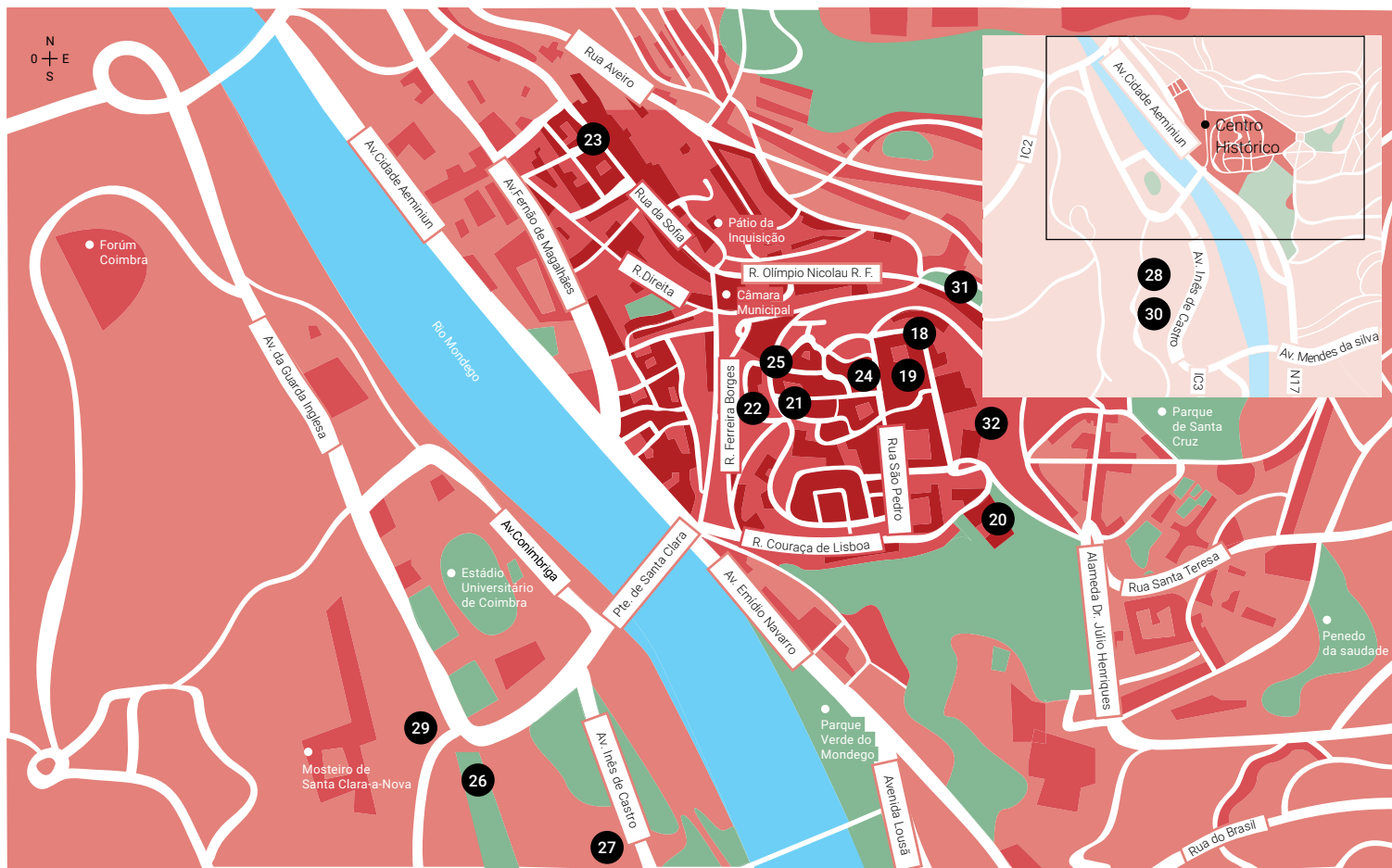
→

Three days in

# Coimbra

A World Heritage Site since 2013, the University of Coimbra, Alta and Sofia encompasses four architectural and historical centers that refer to the time when they were created, their development, restructuring and the consolidation of the University itself. This renowned center for the creation and disclosure of knowledge, which has extended over seven centuries to the four continents that witnessed the Portuguese Empire, plays the role of a means for cultural dissemination and a generator of new ideas, but above all for the assertion of another universal treasure: the Portuguese Language.





## Day 1

- 18. Science Museum
- 19. University of Coimbra
- 20. Botanical Garden
- 21. Sé Velha

- 22. Arco de Almedina
- 23. Rua da Sofia
- 24. National Museum Machado de Castro
- 25. Núcleo da Guitarra e do Fado de Coimbra

## Day 2

- 26. Portugal dos Pequenitos
- 27. Monastery of Santa Clara-a-Velha
- 28. Gardens of Quinta das Lágrimas
- 29. Convent São Francisco
- 30. Praxis (craft beer)

☞ Chanfana, Leitão da Bairrada and conventual sweets

## Day 3

- 31. Jewish Coimbra
- 32. University Fraternities
- 🎵 Canção de Coimbra  
(a type of fado of Coimbra)

Coimbra

# Day 1

**The tour to Coimbra couldn't start in any other way but in one of the classrooms of the University of Coimbra. After that, we'll go on discovering the World Heritage in Uptown ("Alta") and in Rua da Sofia, as we head down towards the Mondego River. The day ends with a privileged view of the city and all its heritage.**



## Catch up on your learning at the University of Coimbra

མི་ཉེ་ལོ་།

Coimbra hosts thousands of tourists every day – that is no secret. What you may not know is that the *Biblioteca Geral* (General Library) isn't the only place where you can buy tickets. The first of many tips that we will give about Coimbra is this: you can also buy tickets at the *Laboratório Chimico*, one of the museological centers at *Museu da Ciência* (Science Museum) and the *Faculdade de Philosophia* (Philosophy Faculty). And you can start your tour right here by visiting the

*Gabinete de Física* (Physics Office) where you can find collections of scientific objects and instruments, and the *Galeria de História Natural* (National History Gallery) that holds an educational collection of animals, plants, fossils, minerals as well as many other objects. A few meters from the *Museu da Ciência*, on Rua Larga, you will find the *Faculdades de Medicina e Letras* (Medicine and Humanities Faculties), the *Biblioteca Geral* and the *Departamentos de Química*





*e Física* (Departments of Chemistry and Physics). Note that these were built at the time of the *Estado Novo* (period of dictatorship in Portugal) and even the furniture was purposely designed for each building. On reaching the *Porta Férea*, right next to the *Biblioteca Geral*, note the remnants of the students' academic outfits that have they left, metaphorically and literally, as a part of themselves in Coimbra upon their farewell. Then be amazed by the impressive *Paço das Escolas*, a wide area filled by the whiteness of the buildings that surround it. The stairs

of *Via Latina* lead to the *Palácio Real* (Royal Palace), where we pass through the *Sala dos Capelos* and can admire it from various perspectives, depending on the window from which we choose to peek; take a few minutes to admire the city, the river and the Palace itself from a long balcony to which we have immediate access afterwards. While going around the building on the outside, we can admire the whole city. As exciting as the view from a typical sightseeing bus, this panoramic view includes the *Sé Velha* and its cloister, the *Sé Nova*, the *Museu Nacional*

*Machado de Castro* and its impressive balcony, the Mondego River and its two iconic bridges, both Monasteries of Santa Clara and the newly renovated *Convento de São Francisco*.

The tour cannot end without visiting the *Capela de S. Miguel*, striking due to the vivid colors of the original tiles (blue, white and yellow) and the Joanine Library, crammed full of rows of bookshelves, in red, gold and wood, as ancient as the history of this place. The climb to the *Torre da Universidade* (University Tower) is not included in this visit. There are

180 steps that are worth climbing thanks to the view from the top of it, commonly known among students as the "*Torre da Cabra*". If it once set the pace for academic life, today the bells summon the students for the most solemn acts and mark, in a funereal tone, the passing of a lecturer.



## Walk around *Alta* and discover *Rua da Sofia*

Walking around Coimbra's Uptown ("*Alta*") means walking around a World Heritage Site. For the sake of accuracy, *Alta* has a total of 22 listed buildings, including the Botanical Garden, *Colégio de S. Jerónimo* and even the *Sé Velha*. If we follow the *Arcos*, as *Aqueduto de S. Sebastião* is known, we quickly get to the Botanical Garden. The 13 hectares of garden include greenhouses, woods and thematic flower beds, but what stands out is the sense of tranquillity that is felt from the moment

you enter the gardens. The farther you get from the busy streets around it, the better. One of the busiest spots is, clearly, the shade of the large tree on the upper level of the greenhouse. Besides being a good alternative for entertaining children during the hottest hours of the day, it is also a great option for couples in love. After the Botanical Garden, venture into the *Couça de Lisboa*, where you can enjoy a magnificent view of the Mondego River. Follow the path to the impressive *Sé*



☞ ✱ ☞

*Velha*, which is still today the scene of one of the most important moments of academic life, the *Queima das Fitas* Serenade, which is traditionally held in May. Right after that, you can see *Quebra-Costas* – a steep staircase that connects the Cathedral square to the *Arco de Almedina*. It is said that those who fall there will not only complete their studies at the Academy but will also marry in the city. We are now at the *Arco de Almedina* (or *Porta de Almedina*), the ancient gate to

the medieval city and which tower standing next to it is still accessible. But the World Heritage Site extends, of course, to *Rua da Sofia*, which we reach after passing by *Igreja de Santa Cruz*, a National Pantheon where the first and second Kings of Portugal are buried. There are ten listed buildings in this street; it was essential to the consolidation of academic life in the city, because of the institution of several colleges that, in turn, gave rise to the University of Coimbra.





### Sunset overlooking the city



After the whole tour, we now suggest that you relax like locals do. Now, if there's one thing that a *Conimbricense* (a local) knows it's to enjoy the good things in life. In recent years, Coimbra has learnt to take advantage of the beautiful landscape that *Alta* offers and, thus, some must-see spots have come to life. There are plenty of hotels, cafeterias or even some University buildings, such as the *Departamento de Arquitetura* (Department of Architecture), the *Instituto Universitário*

*Justiça e Paz* (Justice and Peace University Institute) or the balcony of *Convento São Francisco*. Another attractive suggestion is to discover the different viewpoints in the city, such as *Conchada*, *Vale do Inferno* or *Penedo da Saudade*.



### A constant up and down



Accept the narrow and cobbled alleys as your companions and venture forward fearlessly, knowing that you may find a building full of history at any given moment. Another important tip: going up, you will eventually get to the University; going down, you will find the river. Getting lost is part of the process of discovering *Alta de Coimbra*. Along the way, be sure to visit *Museu Nacional Machado de Castro*, not only because it has one of the best views over the city from its balcony, but also because it is

also listed as a Unesco World Heritage Site. It was a political and religious center during the Roman period, a Christian temple since the 11th century and an episcopal palace after the 12th century. It currently holds an exhibition of precious medieval metals, ceramics, textiles, furniture and archaeological objects from abandoned monasteries and convents in the Coimbra region. Get lost in the streets and find the *Núcleo da Guitarra e do Fado de Coimbra*, which is located at the restored *Torre de Anto*.

Coimbra

# Day 2

**Cross the river with giant steps and discover *Portugal dos Pequenitos*; travel back in time in Santa Clara and celebrate love between with romantic gardens and fountains, and end the day toasting with craft beer and enjoying the cuisine of Coimbra.**



## Cross the Mondego River and fall in love in Santa Clara

The "other side of the River", as it is often referred to, has been reinvented in recent years and the day is now set aside to visit some of its most iconic spots. We'll start with *Portugal dos Pequenitos*, a paradise for families with children. The name explains everything: it is a theme park with miniature replicas of several national landmarks, including the University Tower. In the meantime, we head on to the Santa Clara-a-Velha Monastery, easily accessible on foot. The

tour to the former monastery, founded by Mor Dias in 1283 – later abandoned due to successive rises of the river level – begins with a video about the monastery's history and is followed by an exhibition of artefacts, paintings, photographs and original tiles. Outside, you have to be creative to imagine what no longer exist, such as *Paço da Rainha Santa Isabel*, grandmother of King Pedro, and the love scene between King Pedro and Lady Inês de Castro, as well as



We return, geographically, to the beginning and to *Convento São Francisco*. Climb up to the Convent's main entrance and take full advantage of the balcony that has one of the best views over the city (especially at sunset), with the University, of course, at the top the landscape.



the place of her execution. Pay attention to the ruins of the Monastery where you can see the fountain, the cloister and some of the old rooms. In the church, it is easy to see the level reached by the waters of the Mondego, the marks are still on the walls. The view of the whole Santa Clara-a-Velha Monastery is more interesting from the better-preserved upper floor. We continue along the same street that once brought people to the Monastery and find the entrance to the *Quinta das Lágrimas*. It was here that King Pedro and Lady Inês de Castro met secretly

and it is even said that King Pedro used the pipelines between *Quinta das Lágrimas* and the *Convento das Clarissas* to communicate with his beloved, using wooden boats that were taken through the waters of *Fonte dos Amores*. Additionally, there is also the *Fonte das Lágrimas*. Its waters, so the legend says, are Lady Inês' tears at the moment of her death. And the legend goes further: the reddish stain on the rock is her blood.





## Make the most of a full table

219 IOI

According to tradition, out of fear of being sacked by Napoleonic troops during the French Invasions, the population of Miranda do Corvo chose to use wine to preserve meat for longer periods of time. Thus, *chanfana* was born, a slow cooking dish that, although not originated in Coimbra, eventually became one of the local delicacies. Be sure to try it at one of the several speciality restaurants. The same goes for *leitão* (suckling pig), seasoned with garlic, salt, pepper, parsley, bacon, lard, bay leaf and an experienced hand. However, the pinnacle of

*Conimbricense* cuisine is the conventual confectionery, thanks to the labour and knowledge of the convents and monasteries in the city: from *Pastéis de Santa Clara* (pastries), *manjar branco* (coconut pudding), *arrufadas* (sweet rolls), *queijadas* (cakes made with cheese), *barriga de freira* (bread pudding) and, more recently, *crúzios* (flour and butter base with egg cream filling covered with laminated almond and sprinkled with sugar), there are plenty of reasons to indulge yourself, take a little of Coimbra with you and share it with your loved ones.



## A handmade toast

IOI

Having already been one of the most important Portuguese traditions, firm steps are being taken in Coimbra to recover it. By this we mean that you can have a good beer in Coimbra, avoiding the more commercial and mass brands. In addition to iconic local brands such as Onyx, a 4.5% dark lager, and Topázio, a 5.6% pilsner, that have recently made their ways back to the bars and shelves of various retailers, there are also some places exclusively dedicated

to craft beer. This is the case with Praxis, which, by using local water, invested in the creation of an experience that focuses on craft beer. It's a perfect three in one: a restaurant, a museum and a craft producer. Here, besides tasting snacks and delicacies – many of which are made using beer as the main ingredient and others use it as one of the ingredients – you can also get to learn the whole brewing process, from the "seed" to the glass.

# Coimbra Day 3

**Dive into the world of Coimbra's academic life, get to know the university fraternities and sororities and don't leave the City of Students without sitting at a table and listening to the beautiful *Canção de Coimbra*. Only then you will understand what's behind the saying "*Coimbra tem mais encanto na hora da despedida*" ("Coimbra is more charming at the time of farewell").**



## Discover Jewish Coimbra

The construction of a Christian country led the first Kings of Portugal to make the existing Jewish communities serve them and, therefore, grant them privileges. To this day, Coimbra has preserved many Jewish characteristics and influences, and we suggest to spend a couple of hours getting to know Jewish Coimbra, since the city's oldest Jewish quarter was located on the hillside, near Santa Cruz. At that time, the neighbourhood extended to what is now

*Avenida Sá da Bandeira*, where the *Fonte dos Judeus* could be found. This was *Judiaria Velha*, the "ancient Jewish quarter". The new quarter would be located in the area of *Largo de Sansão* and would go from what today is *Rua Direita* to *Largo da Freiria*. The *Pátio da Inquisição* is also part of this Jewish itinerary in Coimbra, as well as *Praça 8 de Maio*, previously known as *Largo de Sansão*, where markets, festivals, inquisitions and the University of Coimbra took place.







## A city of many fraternities

৯৭

The University Fraternities are real communities, shared student houses or alternative student residences that have different running modes. Fraternities are based on bohemian life and ideological issues that have been associated with Coimbra for many years and with the irreverence of young people who live there. Since we are talking about academic life, here's a little of a History lesson: in 1834, Joaquim António de Aguiar ordered the abolition of

congregations, monasteries and any type of religious house or college. It became necessary to create an alternative for the lodging of so many students and, thus, the University Fraternities were born. There are currently about 25 Fraternities scattered around the city and many have funny names (with puns in Portuguese): "*Real República Rapó-Taxo*", "*Real República Rás-Te-Parta*" or "*Real República Prá-Kys-Tão*".



## Listen to the *Canção de Coimbra*

৯৭

*Canção de Coimbra* (a type of *fado* of Coimbra) is the music that sets the tone of the city. Closely connected to academic traditions, it was born spontaneously among groups of students, who gathered at night-fall in their own homes, in cafes or even in the middle of the street. Exclusively sung by men, *Fado Conimbricense* (the *Fado* of Coimbra) still demands the use of the traditional academic outfits. For this reason, without a serenade, a visit to Coimbra is

incomplete, although it's very rare to find one in the middle of the street. Besides the innumerable houses that promote *Canção de Coimbra* shows, student parties are always a good opportunity to listen to the guitars and voices of *Secção de Fado da Associação Académica de Coimbra* or of the several local *Tunas* and *Fado Groups*.

# Did you know that...



In all, there are 32 World Heritage listed buildings, between the University, Alta and Sofia? They are:

Paço Real  
 Botanical Garden  
 Real Colégio das Artes  
 Casa dos Melos  
 Colégio de Jesus  
 Arquivo da Universidade  
 Imprensa da Universidade  
 Laboratório Chimico  
 Santo António da Pedreira College  
 Santa Rita College  
 Santa Trindade College  
 Casa das Caldeiras  
 The Faculty of Medicine  
 Departamento de Física e Química  
 São Jerónimo College  
 São Bento College  
 Associação Académica de Coimbra  
 Sé Velha  
 Faculdade de Letras  
 Departamento de Matemática  
 Biblioteca Geral (General Library)  
 Santo Agostinho College  
 S. Tomás de Aquino College  
 N. Sra. do Carmo College  
 Antigo Colégio das Artes  
 S. Pedro dos Terceiros College  
 S. Boaventura College  
 Graça College  
 Espírito Santo College  
 Palácio de Sub-Ripas  
 Mosteiro de Santa Cruz  
 Machado de Castro National Museum



King Pedro used the pipelines of the fountains that connected Santa Clara-a-Velha Monastery to Quinta das Lágrimas to communicate with his beloved? Tradition says that he used wooden boats and the Cano do Amor, as it was baptized, which is properly signposted in the gardens.



There are several tours that can complement this visit: dive deep into the World Heritage sites or revisit the lives of famous portuguese writers; discover the ancient and medieval city and more about Portugal foundation; Learn fado and local traditions; get to know several historic gardens; or have fun with the many points of interest for families and youngsters. You can find more information at the local tourist office.

# Tomar

An unavoidable symbol of Portuguese history, *Convento de Cristo* (Convent of Christ) is one of the largest sets of historical buildings in Peninsular and European architecture. The occupation by the Templars and the subsequent onset of *Ordem de Cristo* (Order of Christ) in Portugal makes it inseparable from the epic historical expansion of the Portuguese throughout the world. It condenses in its architecture both influences of the medieval world and of the portuguese discoveries, through several periods of History. Admire its beauty and venture beyond the walls, in a place that extols the same universalist appeal in its marks and in its people.



## Day 1

- 33. Convent of Christ
- 34. Mata Nacional dos Sete Montes
- 🍷 Fatias de Tomar
- 🍷 Lampreia e sável

## Day 2

- 35. St. John the Baptist Church
- 36. Tomar Synagogue
- 37. Casa Memória Lopes Graça
- 38. Núcleo Museológico de Arte Contemporânea - Professor José-Augusto França

## Day 3

- 39. Levada of Tomar
- 40. Casa dos Cubos
- 41. Santa Maria do Olival Church
- 🍷 Conventual sweets



Tomar

# Day 1

The journey through different centuries in the Convent of Christ is only one of the reasons that justify its classification as a World Heritage Site since 1983. The highlight of the visit is the *Charola*, which surprises by its rich decoration and vibrant colours. Stroll through the ancient *Cerca do Convento*, now National Woods, and restore your energy at the table with a delicious shad or lamprey, and, of course, *Fatias de Tomar*.



## Discover the secrets of the Templars in the Convent of Christ

১৭ ১১

The Convent of Christ, built in the 12th century, is an authentic repository of Portuguese history, in terms of the construction and the life of the country, as well as in artistic and architectural terms. Traces of the various periods and schools of thought can be found on the walls of this Convent of the Order of Christ. The tour begins at the *Claustro do Cemitério e da Lavagem* (Washing Cloister and Cemetery), both Gothic and from the 15th century with pointed archery, connecting the Castle and the

*Charola*. Both are impressive: the Cemetery because many people are unaware that they are walking on the graves of Knights of the Order of the Temple; and the Washing Cloister because the origin of its name is still non-consensual - some believe it is due to the four pools in the center of the cloister and others believe it meant "purification" before entering the most sacred area of the Convent. Upon the extinction of the Order by Rome Statute in 1312, the visionary King Dinis ordered its



a masterpiece of Renaissance architecture, that also reveals architectural remains from other periods. This is where we can see one of the epitomes of the Convent of Christ, the Capitulum Window: sit down and enjoy all the details of this façade which is rich in symbology. Note the asymmetries between the right and left sides, where you can find a cork-oak tree with cut roots on one side and the whole roots on the other. The left side, with suspended angels, represents spiritual power, while the right side refers to earthly power. It is time to return to the Main Cloister, which leads to a large balcony overlooking the *Mata*

*Nacional dos Sete Montes* (National Woods of the Seven Hills), formerly part of the Monastery. King João III ordered the expansion of the area and it gained the features of a Convent, with the addition of a dormitory, a refectory and a library. The Large Dormitory consists of a long corridor and you can enter the rooms which have a privileged view over the Capitulum Window. You cannot end the tour without visiting the large refectory, the *Claustro dos Corvos*, dedicated to studies, and the *Claustro da Micha* (meaning "small" in French, since there used to be an oven where they baked the bread to give to the poor and the pilgrims).




restruturation, preserving its functions and properties. The Order of the Temple became then known as the Order of Christ.

*Igreja Fortaleza*, or *Charola*, is a symbol of the establishment of the Kingdom of Portugal. Associating this building with a church is not immediate, but we must remember that the need for defense against the Moors required a more robust architecture. It is only natural that the paintings resemble a mosque due to the colors and drawings, as it was built to the image of the 12th-century Temple of Solomon. Prior warning: the neck pain is worth it if you want to admire every detail of this *Charola*. The

huge altarpieces depict the life of Christ and the oriental figures give proof of Portuguese journeys around the world. Make sure you notice, on one of the sides, the painting of St. Sebastian, at eye level. Notice that the saint has two right hands. By the orders of King Manuel, the church was "torn" apart and the Manueline Nave was born – it marks the entrance and exit of the *Charola*, with four large windows and light-colored stone – the *Coro Alto* (High Choir) and the Capitulum Room, with low arches, an armillary sphere and the Cross of Christ anticipating of the famous Capitulum Window, facing west. We arrive at the Main Cloister,







## Breathe in memories at the *Mata Nacional dos Sete Montes*



Right nearby, *Cerca do Convento* was a place the knights of the Order of Christ used for cultivation and meditation. It is among the leafy, lush cypress, judas trees, oak and olive trees that you will find the *Charolinha*, a small and enigmatic stone temple, carved to the image of the towers of the Convent of Christ and surrounded by a circular pool that seems to protect it from the outside world. Now known as the *Mata Nacional dos Sete Montes* (Seven Hills

National Woods), these woods at the center of Tomar are the true “lung” of the city and, therefore, are the perfect place for bucolic and inspiring walks amidst trails through the charm of the trees with memory as ancient as that of the Templars.



## Tomar at the table



*Fatias de Tomar* is a delicious option at any time of the day. Fresh and surprisingly light, these slices are also generous, no matter where you choose to try them. Some will say that only the greediest ones can eat it by themselves. Made with (a lot of) egg yolks, sugar and water – then dipped in syrup – *Fatias de Tomar* are so unique to the city that even the pan used to bake them in is a local and exclusive item. It is said that this conventual sweet was created in

the Convent of Christ and was the friars' favourite dessert, although we believe that many others agree with that. But the gastronomy of Tomar has more surprises to offer you. Lamprey and shad are other delicacies that everyone loves, especially when served with roe *açorda*, another speciality. So, don't be shy, and enjoy the best of the local and regional cuisines.



Tomar

# Day 2

The second day of your Tomar experience focuses on its historic center and the banks of the Nabão River. Get lost in the historic maze that flows into the central square, where the *Igreja de São João Baptista* (St. John the Baptist Church) stands, the epicenter of the great *Festa dos Tabuleiros* (Trays Festival); visit the recently renovated Tomar Synagogue, the ultimate symbol of Jewish life in the region and immerse yourself in the musical world of Lopes Graça.



## Get lost in the history of the city

87

A stroll through the historic center of Tomar is worth on its own and deserves spending at least a couple of hours there (if you really want to take it easy). The center is small and seems frozen in time, which, in this case, is a great compliment. The streets are narrow and labyrinthine, the houses are small and neat. And the best part is that the Convent of Christ is always in the background, at the top. Take the opportunity to go the *Igreja de São João Baptista* (St. John the Baptist

Church), classified as a National Monument in 1910. At the central square, let yourself be surprised by the 15th-century Manueline gate, the interior walls and the paintings by Gregório Lopes depicting the Last Supper. This is the epicenter of the Trays Festival, which takes place every four years. Make sure you make a strategic stop at one of the many local pastry shops.



## Get lost in the *Casa Memória Lopes Graça* and the *Núcleo de Arte Contemporânea*

📍

Right next to the Synagogue, we find the museum that honors one of the greatest Portuguese composer and maestro. Fernando Lopes Graça excelled in the study of national folklore and authored a vast literary work on Portuguese music. His career as a pianist began in the city where he was born, Tomar. So, visit the *Casa Memória Lopes Graça*, which displays a collection of personal items, sheet music and musical pieces that give evidence of his artistic and political activity - his strong

opposition to the fascist Portuguese regime made him a role model in the struggle for democracy in our country. Afterwards, head to the *Núcleo de Arte Contemporânea*, the result of a donation of contemporary artworks by Professor José-Augusto França. Among more than hundreds of artworks from different periods, you may find works by some of the best-known Portuguese artists like Mário Eloy, Almada Negreiros, Vespeira, Cutileiro and even José de Guimarães.



## Visit the only proto-renaissance synagogue in Portugal

📍

After a long period of restoration, the Tomar Synagogue recently reopened to the public. In addition to preservation works, new visitor support infrastructures were created. The Tomar Synagogue is the only example of its kind in the country, with oriental influences marked on the square plan and the vaulted, pillar-based roof. Built during the 15th century and closed upon the expulsion of the Jews from Portugal in 1496, it has held several functions, from prison to barn.

It reconquered its dignity in 1921 when it was classified as a National Monument. One of the highlights of the tour is the twelve corbels on the walls that symbolize the twelve tribes of Israel. The four columns supporting the Synagogue represent the four matriarchs: Sarah, Rebekah, Lea and Rachel. The last two were emphasized with plant motifs in their decoration as they are Laban's daughters.

# Tomar

## Day 3

**Start the day with a view of the river at *Levada of Tomar* and *Casa dos Cubos*; pay tribute to Gualdim Pais and don't leave the center of Tomar without taking conventual sweets with you as these are authentic temptations.**



### Get to know the city through its architecture



The green areas surrounding the Nabão River are a good option to avoid the sun during hotter days, to rest and to discover the *Levada Complex* and *Casa dos Cubos*, both landmarks in Tomar's history. The origin of the *Levada* of Tomar dates back to the 12th century. Since it follows the Nabão River, it offers a quite impressive view. The old mills and wine/oil presses, two mills and even a power station are noteworthy. Good news: the restoration works are under

progress, which will give place to the *Museu da Levada de Tomar* (*Levada's Museum*). *Casa dos Cubos*, originally used as a storage and counting-house for agricultural products, became a cultural and multipurpose space in 2007 and houses the *Centro de Estudos em Fotografia de Tomar* (Tomar Photography Studies Center). Its restoration was awarded an interior architecture prize, the Contract World Award in 2009.



101

## Go back home with a full suitcase

Are you one of those that buys souvenirs for the whole family? Especially if it's something to eat or drink? So, let's get to it: Tomar is a great destination for stuffing your suitcase – and your belly. First, there are plenty of good examples of traditional and conventual sweets that are worth taking home. Also, in Tomar people took into consideration the difficulty of travelling with sweets. That's why it's a good idea to choose packed confectionery. This is the case with *Beija-me*

*Depressa*, egg-based sweets created and handmade in Tomar, at *Estrelas de Tomar* patisserie, right next to St. John the Baptist Church. Besides being addictive, they also come in an eye-catching pink box. And let's face it, watching someone's face when they receive a box that says "Kiss Me Right Now" (literary translation for "*Beija-me Depressa*") surely will mean a good laugh.



102

## Honor a national hero in the Santa Maria do Olival Church

In addition to the three naves in a wide interior, illuminated by a large rosette, and the typical detachment of mendicant orders and other expressions of the Gothic style in Portugal, Santa Maria do Olival Church also stands out due to its connection to the Templar heritage of Tomar and its founder: Gualdim Pais. A faithful companion to our first king in many battles against the Moors during the country's expansion period, he later departed to Jerusalem, where he fought

for five years for the Order of the Templars. Upon returning to the recent Kingdom, King Afonso Henriques entrusted him with the Order and named him Grand Master of in 1157. From there on, he transferred the future of the Portuguese Templars to Tomar, where he founded the magnificent Castle and Convent of Christ. Mentor of the *Linha do Tejo* and a hero of the siege of Tomar in 1190, he rests here, in Santa Maria do Olival Church.



# Did you know that...



In the Convent's refectory, you will find a door that once led to the Initiation Room. It has the number 48 and a figure with three faces painted on the ceiling. What does it mean? Yesterday, today and tomorrow.



Look for the painting of St. Sebastian in the Charola of the Convent of Christ and look at his hands. Gregório Lopes painted him with two right hands and, so far, no one knows if it a mere distraction or not.



Be one of the few people to spot a dog and a cat in the Capitulum Window. Look for the armillary sphere on the right; then move your eyes slightly to the left and you'll find them upright.

# Information

-  Family
-  Heritage
-  Gastronomy
-  Nature
-  Sport

## ALCOBAÇA

### Tourist Office

Address:  
Rua 16 de Outubro, 7  
Phone Number: 262 582 377

### 1. Mosteiro de Alcobaca (Alcobaca Monastery)

Address:  
Praça 25 de abril  
Opening hours:  
April – Sept. 09:00 am - 7:00pm  
Oct. – March 09:00 am - 6:00pm  
(last entry time half an hour before the ticket office closes)  
Phone Number: 262 505 120  
Price: 6€ (other prices and discounts available on request)

### 3. Jardim do amor

Address:  
Jardim da Biblioteca Municipal de Alcobaca  
Rua Araújo Guimarães  
Opening hours:  
Mon. - Fri. 07:00 am - 7:30pm

### 4. Museu do Vinho de Alcobaca

Address:  
Rua de Leiria  
Opening hours:  
ter - dom  
Tues. – Sun. 10:00 am 12:00 pm and 2:00 pm - 5:00pm  
Phone Number: 968 497 832  
Price: 3,60€ (other prices and discounts available on request)

### 5. Parque dos Monges

Address:  
Rua Quinta das Freiras, 10  
Opening hours:  
Tues. - Sun. 10:00 am - 7:00pm  
(ticket office closes an hour earlier)  
Phone Number:  
262 581 306 ou 911 001 404  
Price:  
10€ (other prices and discounts available on request)

### 6. Tourist Office of Aljubarrota

Address:  
Praça do Pelourinho, Aljubarrota  
Opening hours:  
Mon. – Fri. 09:30 am - 12:30 pm and 2:00 pm - 5:00pm  
Phone Number: 262 507 113

### 7. Mosteiro Santa Maria de Cós

Address:  
Rua Santa Rita, Coz  
Opening hours:  
Tuesday - Saturday 09:30 am – 12:30 pm and 2:00 pm - 6:00pm;  
Phone Number: 969 642 970

## BATALHA

### Tourist Office

Address:  
Praça Mouzinho de Albuquerque  
Phone Number: 244 765 180

### 8. Mosteiro da Batalha

Address:  
Largo Infante D. Henrique  
Opening hours:  
1 April – 15 Oct. 9:00 am - 6:30pm  
16 October – 31 March 9:00am- 6:00pm  
(última entrada meia hora antes do encerramento da bilheteira)  
Phone Number: 244 765 497  
Price: 6€ (other prices and discounts available on request)

### 9. Igreja Matriz da Exaltação de Santa Cruz

Address:  
Largo Goa, Damão e Diu

### 10. Jardim do Lena

Address:  
Rua do Infante  
Opening hours:  
Aberto 24 horas

### 11. Jardim dos Infantes

Address:  
Avenida dos Descobrimentos, 330  
Opening hours:  
Aberto 24 horas

### 12. Museu da Comunidade Concelhia da Batalha

Address:  
Largo Goa, Damão e Diu, 4  
Opening hours:  
Wednesday – Sunday 10:00 am - 1:00 pm and 2:00 pm - 6:00pm  
Price: 2,50€ (other prices and discounts available on request)  
Phone Number: 244 769 878

### 13. Ecoparque Sensorial da Pia do Urso

Address:  
Rua da Pia do Urso, 19  
Opening hours:  
Aberto 24 horas

### 14. Centro BTT Pia do Urso

Address:  
Ecoparque Sensorial da Pia do Urso  
Opening hours:  
Summer – 9:00 am - 7:00pm  
Winter – 9:00 am - 5:00pm  
Phone Number:  
centrobtt@cm-batalha.pt

### 15. Percurso ciclável Rota dos Moinhos

Phone Number: 244 765 180

### 16. Grutas da Moeda

Address:  
Largo das Grutas da Moeda, São Mamede  
Opening hours:  
16 October – 15 March 9:00 am - 5:00pm  
16 March – 15 July 9:00 am - 6:00pm  
16 July – 15 September 9:00 am - 7:00pm  
16 September – 15 October 9:00 am - 6:00pm  
Phone Number: 244 703 838  
Price:  
Caves and Centro de Interpretação Científico – Ambiental: 9€ (other prices and discounts available on request)

### 17. Centro de Interpretativo da Batalha de Aljubarrota

Address:  
Avenida D. Nuno Álvares Pereira, 120, Aljubarrota, Porto de Mós  
Opening hours:  
Tues. - Sun. 10:00 am - 5:30pm  
Closed on bank holidays – 25th December, 1st January, Easter Sunday and 1st May  
Phone Number: 244 480 060  
Price: 7€ (outros preços e descontos sob consulta)

# Information

## COIMBRA

### **Câmara Municipal de Coimbra**

Address:

Praça 8 de Maio

Phone Number: 239 857 500

### **19.Universidade de Coimbra**

Address:

Largo da Porta Férrea

Opening hours:

1 March – 27 October

Ticket office: 8:30 am - 7:00pm

Tours: 9:00 am - 7:30pm

28 October – 28 February

Ticket office: 9:00 am – 1:00 pm

and 2:00 pm - 5:00pm

Tours: 9:30 am - 1:30 pm and

2:00 pm - 5:00pm

Torre da Universidade

(University Tower):

16 March – 31 October

10:00 am - 6:00pm

Phone Number: 239 242 744

Price: 7 – 12,30€

### **20.Jardim Botânico**

Address:

Calçada Martim de Freitas

Opening hours:

April – Sept. 9:00 am - 8:00pm

Oct. – March 9:00 am - 5:30pm

Phone Number: 239 855 215

### **21.Sé Velha**

Address:

Largo da Sé Velha

Opening hours:

Mon. - Fri. 10:00 am - 5:30pm

Saturday 10:00 am - 6:30pm

Sunday and religious bank

holidays 11:00 am - 5:00pm

Phone Number: 239 825 273

Price: 2,50€

### **24.Museu Nacional**

#### **Machado de Castro**

Address:

Largo Doutor José Rodrigues

Opening hours:

Tuesday 2:00 pm - 6:00pm,

Wed. - Sun. 10:00 am - 6:00pm

Phone Number: 239 853 070

Price: 6€

### **25.Núcleo da Guitarra e do**

#### **Fado de Coimbra**

Address:

Rua de Sobre Ribas

Opening hours:

Tuesday – Saturday 10:00 am -

1:00 pm and 2:00 pm - 6:00 pm

### **26.Portugal dos Pequenitos**

Address:

Rossio de Santa Clara

Opening hours:

January – February and 6 Oct. –

31 Dec. 10:00 am - 5:00 pm

March – May and 16 September

– 15 Oct. 10:00 am - 7:00 pm

June – 15 Sep. 9:00 am - 8:00 pm

Phone Number: 239 801 170

Price: 9,95€

### **27.Mosteiro de Santa**

#### **Clara-a-Velha**

Address:

Rua das Parreiras

Opening hours:

1 April – 14 October Tuesday -

Sunday 10:00 am - 7:00 pm

15 October – 31 March Tuesday

- Sunday 9:00 am - 5:00 pm

Phone Number: 239 801 160

Price: 4€

### **28.Quinta das Lágrimas**

Address:

Rua José Vilarinho Raposo, 1

Opening hours:

16 March – 15 October

Tues. – Sun. 10:00 am – 7:00 pm

16 October – 15 March

Tues. – Sun. 10:00 am - 5:00 pm

Phone Number:

239 802 380

Price: 2,50€

### **29.Convento**

#### **São Francisco**

Address:

Avenida da Guarda Inglesa, 1A

Opening hours:

Mon. – Sun. 3:00 pm - 8:00 pm

Phone Number: 239 857 190

### **30.Praxis**

Address:

Rua António Augusto

Gonçalves, 28/29

Opening hours:

Monday – Saturday 10:30 am

- 02:00 am, Sunday 10:30 am

- 01:00 am

Phone Number: 239 440 207

## TOMAR

### **Tourist Office**

Address:

Avenida Doutor Cândido

Madureira, Tomar

Phone Number:

249 329 823

### **33.Convento de Cristo**

Address:

Igreja do Castelo Templário

Opening hours:

October – May 9:00 am - 5:30 pm

June – Sep. 9:00 am - 6:30 pm

(last entrance half an hour

before the ticket office closes)

Phone Number: 249 313 481

Price: 6€ (outros preços

e descontos sob consulta)

### **34.Mata Nacional**

#### **dos Sete Montes**

Address:

Praça do Infante D. Henrique

Opening hours:

Oct. – Feb. 8:30 am - 5:30 pm

March– Sept. 8:30 am - 7:30 pm

### **35.Igreja de**

#### **São João Baptista**

Address:

Praça da República

Opening hours:

Monday – Sunday 10:00 am

– 12:00 pm and 2:00 pm –

6:00 pm

### **36.Sinagoga de Tomar**

Address:

Rua Dr. Joaquim Jacinto, 73

Opening hours:

April – September / Tuesday

– Sunday 10:00 am – 1:00 pm

and 2:00 pm - 6:00 pm

April – September / Tuesday

– Sunday 10:00 am - 12:00 pm

and 2:00 pm - 5:00 pm

Phone Number: 249 329 823

### **37.Casa Memória**

#### **Lopes Graça**

Address:

Rua Dr. Joaquim Jacinto 25

Opening hours:

October – March

Wed. – Sun. 2:00 pm - 5:00 pm

Phone Number: 249 329 823

cultura@cm-tomar.pt

### **38.Núcleo de Arte**

#### **Contemporânea – Professor**

#### **José-Augusto França**

Address:

Rua de Gil Avô, Tomar

Opening hours:

October – April Tuesday –

Sunday 10:00 am – 1:00 pm

and 2:00 pm – 6:00 pm

May – September Tuesday –

Sunday 10:00 am – 1:00 pm

and 3:00 pm – 7:00 pm

Phone Number: 249 329 814

Price: Free

### **39.Complexo da Levada**

Address:

Rua João Carlos Everard

Phone Number:

museologia@cm-tomar.pt

### **40.Casa dos Cubos**

Address:

Praceta Alves Redol

Contact details:

museologia@cm-tomar.pt

### **41. Igreja de Santa Maria**

#### **do Olival**

Address:

Rua Aquiles da Mota Lima,

Opening hours:

April – September

10:00 am – 1:00 pm

and 2:00 pm - 6:00 pm

Phone Number:

249 329 823 (Tomar Tourist

Office)

**Edition**

Turismo Centro de Portugal

**Content**

Local Heroes

**Design**

Degrau

**Photographic Credits**

Mosteiro de Alcobaça  
(Alcobaça Monastery):  
Fernando Guerra

Mosteiro da Batalha  
(Batalha Monastery):  
Alexandre Delmar

Convento de Cristo  
(Convent of Christ):  
Nuno Moreira

Universidade de Coimbra  
(University of Coimbra),  
Alta e Sofia:  
Óscar Almeida

Turismo Centro de Portugal

**Printing**

Tipografia Lessa

**Print run**

5.000 copies

**Edition**

March 2020

**Tourist Information Offices****Turismo Centro de Portugal****East Office**

Address:

Rua Direita, 87, Óbidos

Phone Number:

262 955 060

**Leiria Office**

Address:

Jardim Luís de Camões, Leiria

Phone Number:

244 848 771

**Coimbra Office**

Address:

Av. Afonso Henriques, 132,

Coimbra

Phone Number:

239 488 120

**Find out more:**

[www.turismodocentro.pt](http://www.turismodocentro.pt)

[www.patrimoniomundialdocentro.pt](http://www.patrimoniomundialdocentro.pt)



The Center of Portugal is the heart of a truly exceptional country, a country that pulses with life, from the sea to the highest mountains, and that has, since immemorial times, witnessed the richness and diversity of our history. Discover the largest and most diverse national tourist region, a territory that continues to defy time and the threat of oblivion and that permanently invites us to celebrate a unique, yet universal, culture.

1 day is good  
2 is great  
3 is never too much.



Promotores



CÂMARA MUNICIPAL  
COIMBRA



Co-Financiamento



Parceiro Estratégico

Direção Geral do  
Património Cultural

Colaboração Institucional

Direção Geral do  
Património Cultural